




Deploying Apps to the JHU/EP Server

Originals of Slides and Source Code for Examples:
<http://courses.coreservlets.com/Course-Materials/csajsp2.html>

Customized Java EE Training: <http://courses.coreservlets.com/>
Servlets, JSP, JSF 2.0, Struts, Ajax, GWT 2.0, Spring, Hibernate, SOAP & RESTful Web Services, Java 6.
Developed and taught by well-known author and developer. At public venues or onsite at *your* location.



For live Java EE training, please see training courses at <http://courses.coreservlets.com/>.

Servlets, JSP, Struts, JSF 1.x, JSF 2.0, Ajax (with jQuery, Dojo, Prototype, Ext-JS, Google Closure, etc.), GWT 2.0 (with GXT), Java 5, Java 6, SOAP-based and RESTful Web Services, Spring, Hibernate/JPA, and customized combinations of topics.



Taught by the author of *Core Servlets and JSP*, *More Servlets and JSP*, and this tutorial. Available at public venues, or customized versions can be held on-site at your organization. Contact hall@coreservlets.com for details.

Agenda

- **Installing an sftp client**
- **Making a WAR file**
- **Uploading WAR file to JHU Tomcat server**
- **Trying an example**

4

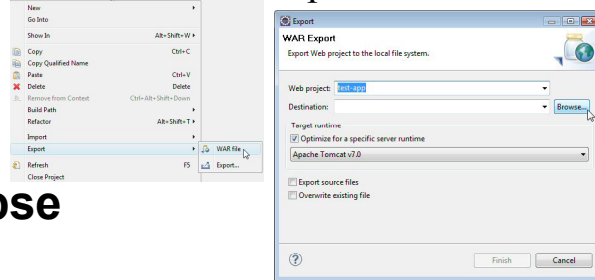
Installing File Transfer Software

- **Install an sftp client**
 - Google “free sftp client”
 - You want a drag-and-drop tool that let you use mouse to drag files from PC to remote server
 - Eclipse also supports sftp via “Remote System Explorer” perspective. See <http://www.eclipse.org/dsdp/tm/>
 - I use FileZilla, but there are many other reliable free clients (e.g., Putty, WinSCP) that support drag-and-drop
 - In FileZilla, File → Site Manager lets you save locations
 - If you are prompted, sftp port is 22

5

Creating WAR Files

- **The Art of WAR: Learn to create WAR files**
 - R-click project, Export, WAR file, pick location, Finish
 - (Or Export, Web, WAR file in some Eclipse configurations)
 - You can deploy this WAR file to *any* Java-capable server
 - But, server must support servlets 3.0 for *this* class



- **Or, find location Eclipse uses for Web apps**
 - Deploy a project, go to eclipse-workspace/.metadata/ and search for a wtpwebapps folder in that project
 - On my system it is ...\.metadata\.plugins\...\tmp1\wtpwebapps
 - Can deploy project folder from here or deploy WAR file, but I personally find it simpler to create WAR file

6

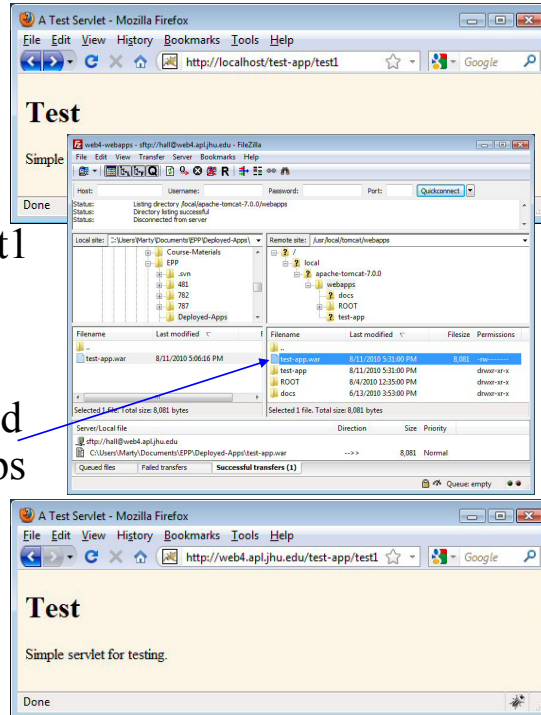
Sending Apps to Tomcat on web4.apl.jhu.edu

- **Make project starting with your name/nickname**
 - E.g., name your Eclipse project “hall-intro”
 - Use similar naming scheme all semester
- **Deploy from Eclipse and test at home**
 - <http://localhost/hall-intro/some-file.html>
 - <http://localhost/hall-intro/some-servlet>
- **Send app to web4**
 - Find project
 - Build WAR file (e.g., “hall-intro.war”)
 - Find deployed project folder (e.g., “wtpwebapps/hall-intro”)
 - Connect to web4.apl.jhu.edu (username/pw given in class)
 - Copy WAR file or project folder to [/usr/local/tomcat/webapps](#)
 - This is the exact pathname. Do *not* replace /usr with your id.
 - Test (only hostname changes!)
 - <http://web4.apl.jhu.edu/hall-intro/some-file.html>
 - <http://web4.apl.jhu.edu/hall-intro/some-servlet>

7

Example: “test-app” project

- **Testing on local PC**
 - R-click Tomcat at bottom, Add and Remove, select test-app, restart Tomcat
 - <http://localhost/test-app/test1>
- **Deploying to web4**
 - Started FileZilla
 - Created test-app.war, copied to /usr/local/tomcat/webapps
 - Tomcat expands WAR
- **Testing on web4**
 - <http://web4.apl.jhu.edu/test-app/test1>



Summary

- **Create and test project on your PC**
 - Deploy to local Tomcat. R-click Tomcat at bottom, Add and Remove, select test-app, R-click Tomcat, Restart
 - Use <http://localhost/some-app-name/some-url>
- **Create WAR file**
 - R-click project, Export, WAR file
- **Start FileZilla or other sftp client**
 - Connect to web4.apl.jhu.edu. Drag WAR file to /usr/local/tomcat/webapps
- **Test project on web4**
 - Use <http://web4.apl.jhu.edu/some-app-name/some-url>
 - All URLs should be same except for replacing localhost with web4.apl.jhu.edu



Questions?

Customized Java EE Training: <http://courses.coreservlets.com/>

Servlets, JSP, JSF 2.0, Struts, Ajax, GWT 2.0, Spring, Hibernate, SOAP & RESTful Web Services, Java 6.

Developed and taught by well-known author and developer. At public venues or onsite at *your* location.